

Enroll to WOL Security Key

The screenshot shows a web browser window titled "Watani Online Login - Natic". The address bar displays "http://10.0.171.128/wolwebui/pmlogin.aspx". The page content includes the "Watani online" logo, a "Welcome to Watani Online" message dated "January 14, 2009", and a navigation menu with the Arabic text "الى اللغة العربية". A central form for logging in contains a "Card number" field with four input boxes containing the values "4644", "5200", "0230", and "9202", followed by a "Login" button. To the left of the form is a box with an image of a Visa card and a padlock, with the text "Coming Soon 'WOL Security Key' securing your online banking". Below the form, there are several links: "Changes in the way of logging into WOL: [Learn more](#)", "New Users: [Register your new card to sign into WOL](#)", "FAQ's: [Your frequently asked questions answered](#)", "Help Demo: [Take a tour of Watani Online](#)", "Safety Tips: [Learn More](#)", "Recommended Browsers: [Learn More](#)", and "Terms and Conditions: [Learn More](#)". At the bottom left, there is a section titled "ABOUT SSL CERTIFICATES" with instructions to click on a logo to verify the National Bank of Kuwait is the website owner and operator, and that the URL should begin with "https://seal.verisign.com". The Windows taskbar at the bottom shows the Start button and several open applications, including "Inbox - Microsoft...", "RE: List of Fees -...", "FW: Access for ...", "RE: WOL testing ...", and "Watani Online Lo...". The system clock shows "9:33 AM".

- To register to WOL Security Key, need to enter ATM card number and click login

WOL Security Key Selection EN English (United States) Microphone Tools Handwriting Drawing Pad

File Edit View Favorites Tools Help

Address <https://online.nbk.com.kw/WOLWebUI/homepage/WSK/WSKSelect.aspx> Go Links

Watani online Welcome to Watani Online
January 15, 2009

Enroll to the WOL Security Key

We are changing the way you sign in to Online Banking to better protect your information. Previously, you signed into Watani Online using your card number and WOL password, now you will be entering your card number and register to "WOL Security Key".

How to register to "WOL Security Key":

- 1) You'll enter your ATM card number and click the Login button.
- 2) The image & phrase that was selected when registering will be displayed. If you recognize it you can proceed to enter your WOL password safely. If your image & phrase do not match, do not enter your password.
- 3) WOL Security Key helps you know that you are at the valid site of National Bank of Kuwait.

Note: If you have not yet registered to WOL Security Key, we advise you to register before you log into Watani Online.

Continue to the Watani Online System and remind me later

Grace Period will end on 14/02/2009

Proceed

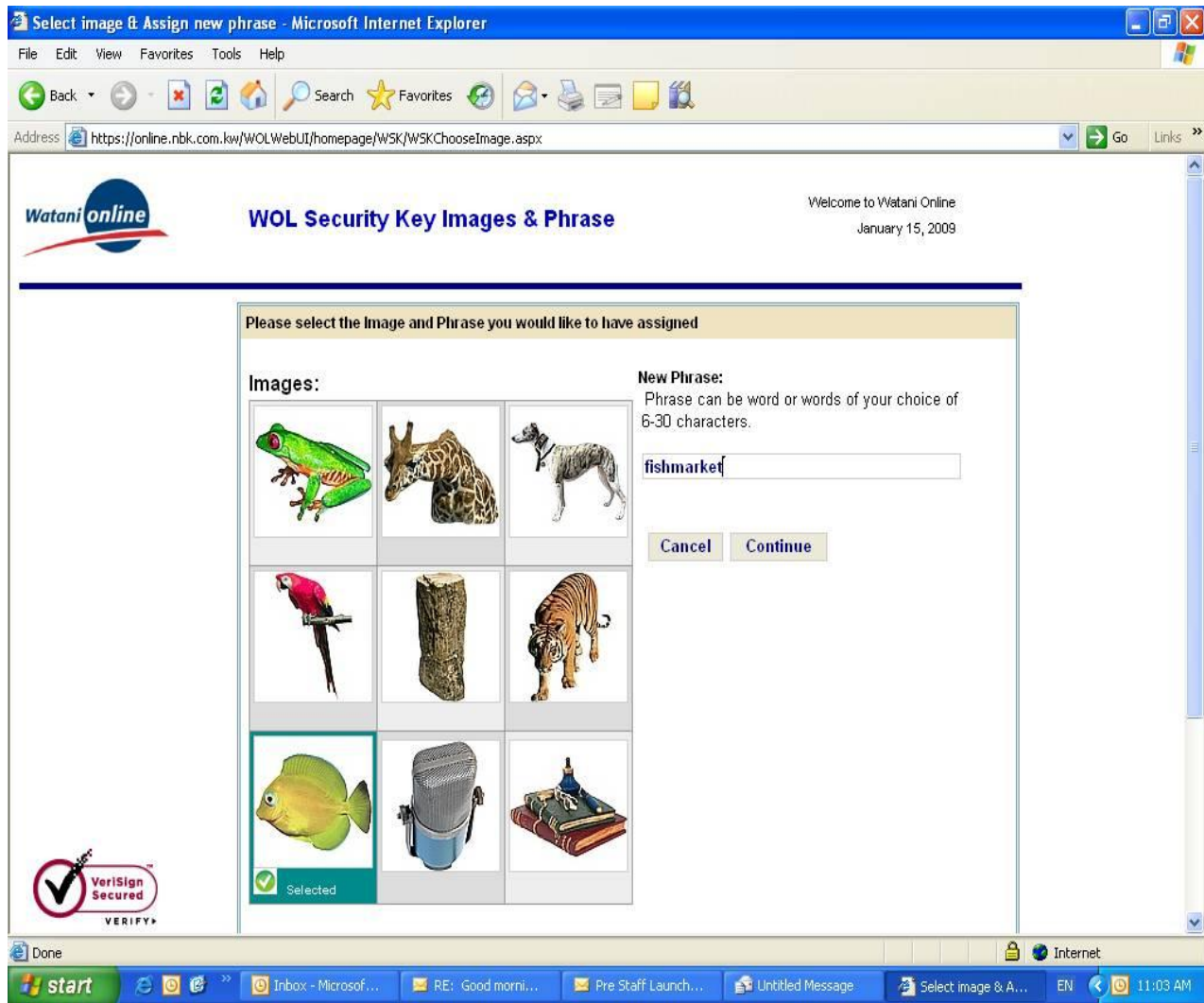
"WOL Security Key"
securing your
online banking

ABOUT SSL CERTIFICATES

Click on the logo to verify that National Bank of Kuwait is the website owner and operator. The URL should begin with <https://seal.verisign.com>

Done Internet 2:58 PM

- You will have the option to enroll to " WOL Security Key" or to login through the current way.
- This will be a temporary option "in the future you will be forced to login through WOL Security Key.



- You need to select an image and phrase (6 – 30 characters) and click “Continue”.
- We advice you to remember the image & phrase for matching in the future.

Select 5 Questions - Microsoft Internet Explorer

File Edit View Favorites Tools Help

Back Forward Stop Home Search Favorites Refresh Print Mail Stop

Address: https://online.nbk.com.kw/WOLWebUI/homepage/WSK/WSKChangeQuestion.aspx Go Links

Watani online **List of Security Questions** Welcome to Watani Online
January 15, 2009

Please select 5 Questions and give the Answers that you would like to have assigned

1 Q. What was the name of the town your grandmother lived in? (Enter full name of town only)
A.

2 Q. What is your favourite country?
A.


3 Q. What was the name of the town your grandmother lived in? (Enter full name of town only)
A.

4 Q. What is your favorite shopping mall
A.

5 Q. What is your favourite car brand?
A.

Cancel Submit

You have selected the same question twice!

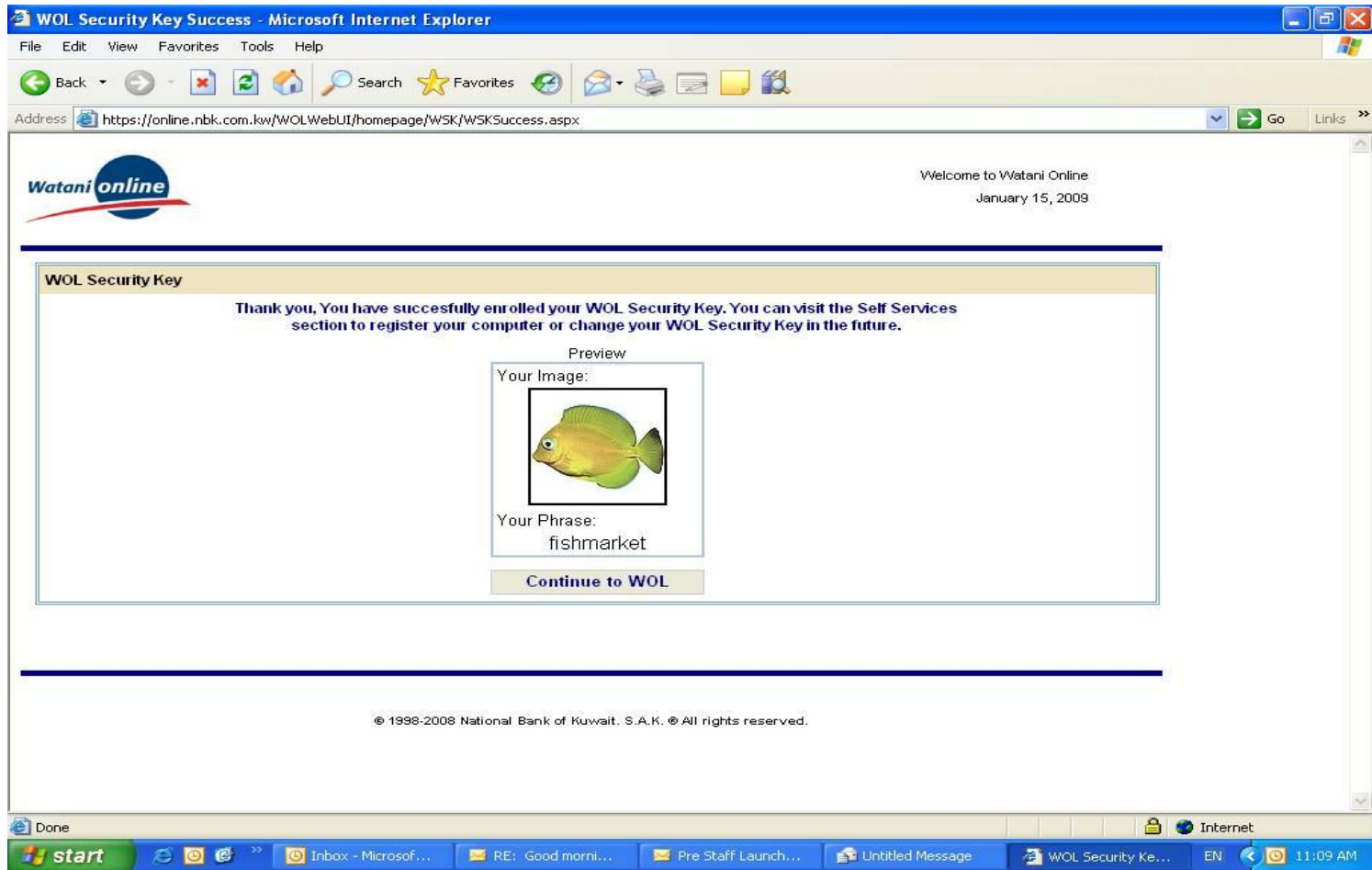
Preview
Your Image: 
Your Phrase: fishmarket

Done Internet

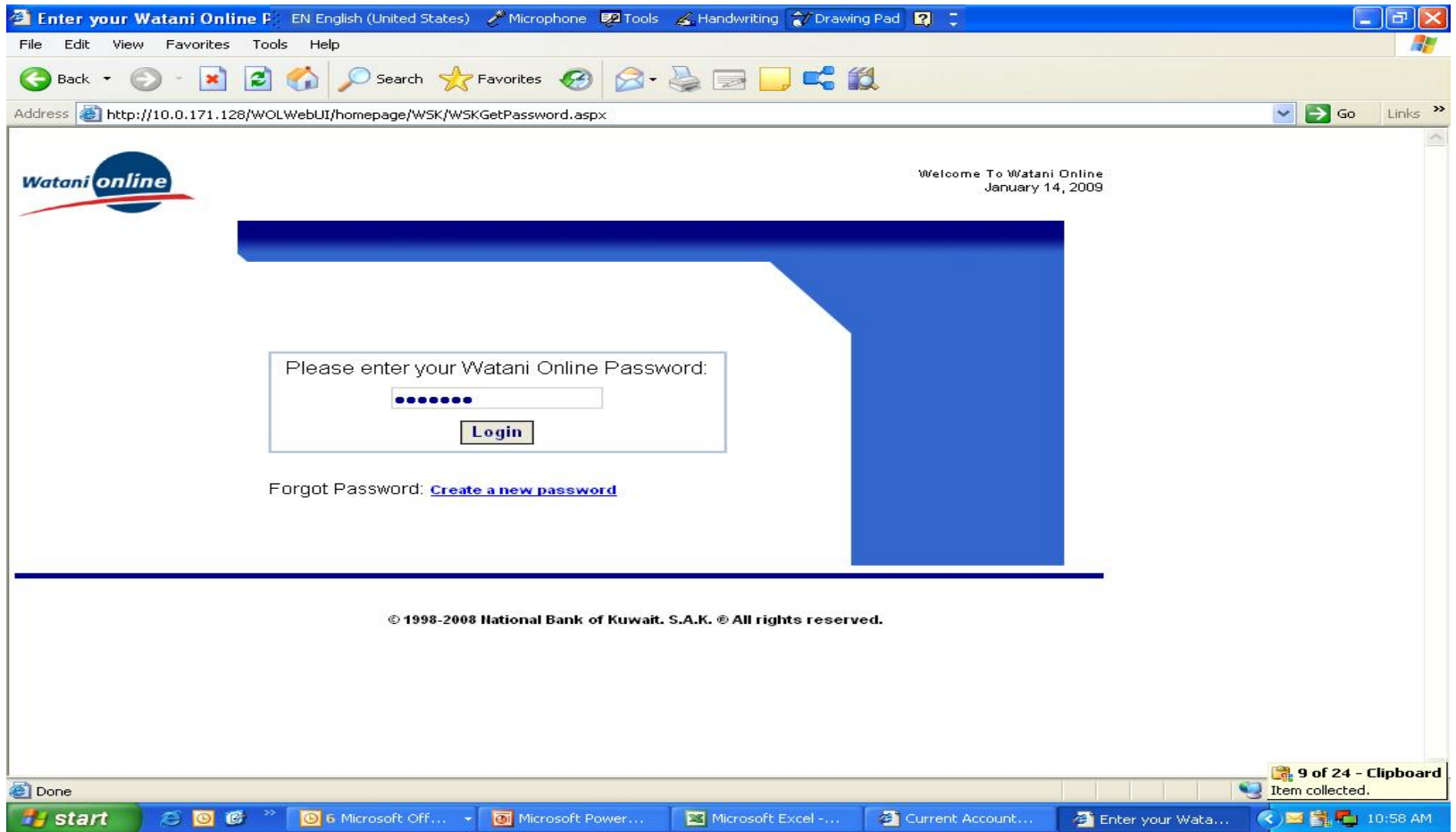
start Inbox - Microsof... RE: Good morni... Pre Staff Launch... Untitled Message Select 5 Questio... EN 11:08 AM

Security Questions:

1. You need to select 5 different security questions
2. Shouldn't select the same question more than once.
3. Answer must be in English.
4. We advice you to try not to forget the answers.



- **Confirmation message with selected Image & Phrase will be displayed as follows.**
- **If you wish to change that image or phrase, changes can be implemented through “ Manage your WOL Security Key” under “Self Services” on WOL.**



Finally, enter your WOL password to Login

للتغييرات في مفتاح الوطني أون لاين WOL Security Key Maintenance

The screenshot shows the Watani Online website interface. The browser window title is "Watani Online - Balance In". The address bar shows "https://online.nbk.com.kw/WOLWebUI/homepage/balance.aspx". The page content includes a navigation menu with "Self Services" expanded to show "Manage my WOL Security Key". There are three tables displaying account and card information.

Account Information Table:

Account Type	Account Number	Currency
Current	052XXX0101	KD

Card Information Table:

Card Type	Card Number	Limit	Outstanding Balance
Visa Internet Card	XXXX5697	100.000	-11.429
Visa Classic	XXXX0090	2,000.000	-1,009.089
Master Classic	XXXX0513	0	3.604
Master Classic	XXXX4679	0	0.000
Laki Titanium Mastercard	XXXX3983	500.000	-470.600

Loan Information Table:

Loan Type	Loan Number	Outstanding Amount
Staff Family Loan	099XXXX0101	63,205.47

Watani Gift Points Table:

Watani Gift Points	Account Number	Total Points	KD Equivalent
Master D	009XXXX0101	806	8
Visa D	009XXXX0101	0	0

In order to change the selected image or phrase , select “Manage your WOL Security Key “:

- Under “Self Services”
- Or on the left side of the Home page

The screenshot displays a web browser window with the following elements:

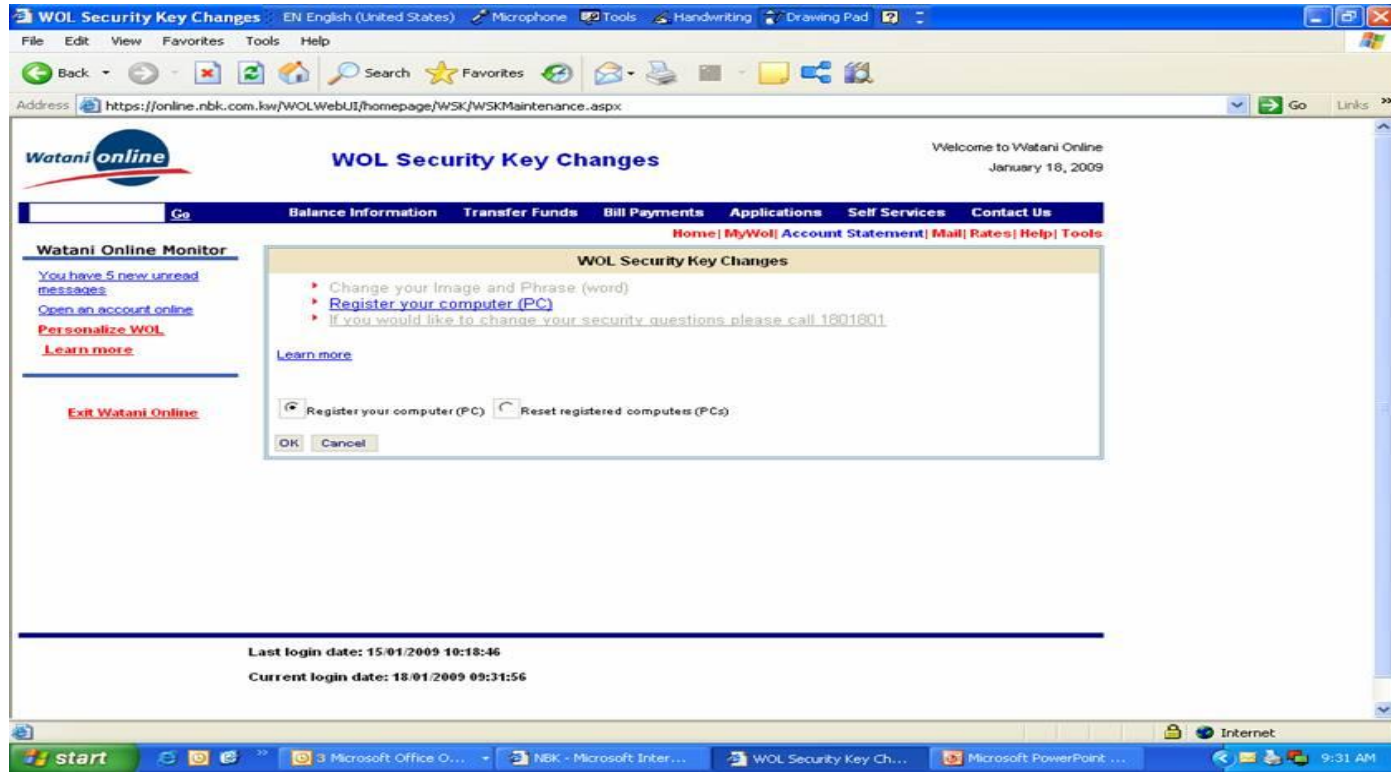
- Browser Title Bar:** WOL Security Key Changes
- Address Bar:** https://online.nbk.com.kw/WOLWebUI/homepage/WSK/WSKMaintenance.aspx
- Page Header:** Watani online logo, "WOL Security Key Changes" title, and "Welcome to Watani Online January 18, 2009".
- Navigation Menu:** Go, Balance Information, Transfer Funds, Bill Payments, Applications, Self Services, Contact Us.
- Secondary Navigation:** Home | MyWol | Account Statement | Mail | Rates | Help | Tools
- Main Content Area:**
 - WOL Security Key Changes** section containing:
 - Change your Image and Phrase (word)
 - Register your computer (PC)
 - If you would like to change your security questions please call 1801801
 - Learn more link
- Left Sidebar:** Watani Online Monitor, You have 5 new unread messages, Open an account online, Personalize WOL, Learn more, Exit Watani Online.
- Footer:** Last login date: 15/01/2009 10:18:46, Current login date: 18/01/2009 09:31:23

The Windows taskbar at the bottom shows the Start button, Internet Explorer icon, and several open applications: Microsoft Office, NBK - Microsoft Inter..., WOL Security Key Ch..., and Microsoft PowerPoint. The system clock shows 9:30 AM.

Through this page:

- You can also change the re-selected image and phrase following the same procedures.

Register your Computer (PC)



- You will have the option to register your PC for next time visit .
- If you login from the same PC it will be verified and you will not be challenged to answer any security questions.
- If you try logging in through unregistered machines, you will be challenged to answer a security question to avoid risk.
- If the answer was correct you can continue with the process.
- If incorrect, after 3 attempts access will be blocked, you need to contact 1801801 to change your security questions .

Confirmation Message

The screenshot shows a web browser window with the title "WOL Security Key Changes". The address bar displays "https://online.nbk.com.kw/WOLWebUI/homepage/WSK/WSKMaintenance.aspx". The page content includes the Watani Online logo, a navigation menu with options like "Balance Information", "Transfer Funds", and "Bill Payments", and a central confirmation box that reads "WOL Security Key Changes" and "Changes were completed successfully". A "Learn more" link is provided below the confirmation message. At the bottom of the page, login dates are displayed: "Last login date: 15/01/2009 10:18:46" and "Current login date: 18/01/2009 09:32:18". The Windows taskbar at the bottom shows the Start button and several open applications, including Microsoft Office, NBK, and Microsoft PowerPoint.

- End of process of WOL Security Key enrollment